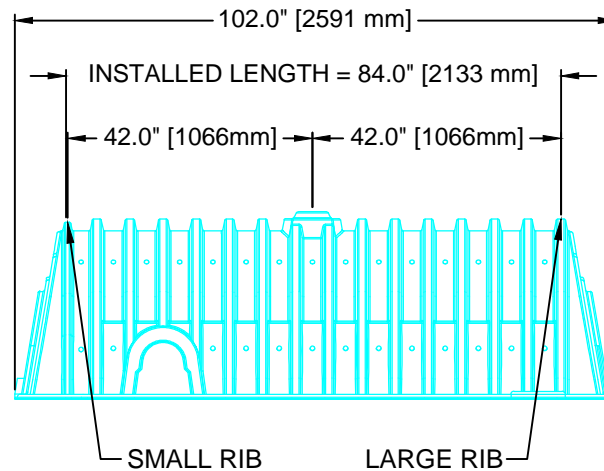
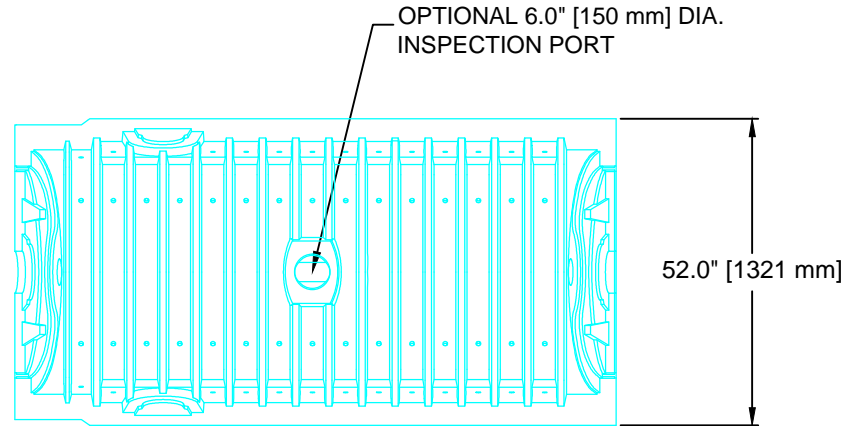
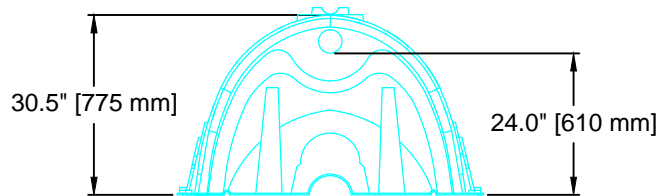


*MAY ALSO BE USED AS AN INTERMEDIATE UNIT TO EXTEND THE LENGTH OF A RUN.



INSTALLED LENGTH ADJUSTMENT = 1.5' [0.46 m]
 ALL RECHARGER 330XLHD HEAVY DUTY UNITS ARE MARKED WITH A COLORED STRIPE FORMED INTO THE PART ALONG THE LENGTH OF THE CHAMBER.



CULTEC, Inc.

Subsurface Stormwater Management Systems
 P.O. Box 280
 878 Federal Road
 Brookfield, CT 06804
 www.cultec.com

PH: (203) 775-4416
 PH: (800) 4-CULTEC
 FX: (203) 775-1462
 tech@cultec.com

THIS DRAWING WAS PREPARED TO SUPPORT THE DESIGN ENGINEER FOR THE PROPOSED SYSTEM. IT IS THE ULTIMATE RESPONSIBILITY OF THE DESIGN ENGINEER TO ASSURE THAT THE STORMWATER SYSTEM'S DESIGN IS IN FULL COMPLIANCE WITH ALL APPLICABLE LAWS AND REGULATIONS. IT IS THE DESIGN ENGINEER'S RESPONSIBILITY TO ENSURE THAT THE CULTEC PRODUCTS ARE DESIGNED IN ACCORDANCE WITH CULTEC'S MINIMUM REQUIREMENTS. CULTEC INC. DOES NOT APPROVE PLANS, SIZING, OR SYSTEM DESIGNS. THE DESIGNING ENGINEER IS RESPONSIBLE FOR ALL DESIGN DECISIONS.

RECHARGER 330XLHD
 THREE VIEW DETAIL
 SEPTIC APPLICATION

CULTEC RECHARGER® 330XLHD

PROJECT NO: -	DATE: 10/2014
DESIGNED BY: CULTEC, INC	DRAWN BY: TECH
SCALE: N.T.S.	SHEET NO: 1 OF 1